

VIDYA BHARATI MAHAVIDYALAYA, AMRAVATI

Feedback Committee Report: - 2023-24

Feedback Type : Online

Website address : <https://www.vbmv.org/>

Summary of Statistics of Feedback Received:

S. N.	Feedback Category	Total numbers of Stakeholder recorded feedback	Average Opinions of Answer in Percentage
1	Students' Feedback	2178	87.13%
2	Teachers' Feedback	107	84.66%
3	Alumni Feedback	221	81.67%
4	Employer Feedback	21	81.90%

Average Rating of All Stakeholders Feedback Response found to be 83.84 %

Scale for Opinion of All Stakeholders found to be at Rank A (100-80).

VIDYA BHARATI MAHAVIDYALAYA, AMRAVATI

Feedback Committee Report 2023-24

Category : Students' Feedback

Total number of Students' recorded feedback : 2178

Total number of questions attempted : 11

Feedback Type : Online

Tabular Analysis of Students' Feedback Response

Qus. No.	Nature of Question	Opinions of Answer in Percentage				Scale of Opinion	% of Opinion
		Excellent	V. good	Good	Average		
01	How thoroughly do you feel the teachers prepared for their classes?	66.57	23.09	7.48	2.84	Excellent & V. Good	89.66
02	How would you rate the fairness of the internal evaluation process conducted by the teachers?	63.26	28.78	6.01	1.92	Excellent & V. Good	92.04
03	To what degree does the institution actively promote internship opportunities, industrial visits, seminars, and expert talks?	65.38	19.55	10.05	5.00	Excellent & V. Good	84.93
04	To what extent do you believe the teaching and mentoring process in the institution facilitates your cognitive, social, and emotional growth?	62.71	26.07	7.02	4.17	Excellent & V. Good	88.78
05	To what extent do teachers inform you about your expected competencies, course outcomes, and program outcomes?	62.76	25.52	7.25	4.45	Excellent & V. Good	88.28

06	How would you rate the overall quality of the teaching and learning process in your classes?	61.24	25.71	7.89	5.14	Excellent & V. Good	86.95
07	How would you rate the ambiance of the classroom?	60.00	23.00	10.0	6.97	Excellent & V. Good	83
08	How would you rate the overall ambiance and environment of the college campus??	61.98	24.01	7.98	6.01	Excellent & V. Good	85.99
09	How would you rate the suitability of the library facilities for self-learning for students?	63.54	23.04	8.95	4.45	Excellent & V. Good	86.58
10	How effectively does the college promote extracurricular activities and opportunities for holistic development?	63.03	22.13	8.67	6.15	Excellent & V. Good	85.16
11	Your Suggestions to improve the academic performance and the ambiance of the institution	Recorded					
Average Rating		87.13%					

Scale for opinion of stakeholder (Student, Teachers, Parents and Alumni)

A -> 100 - 80

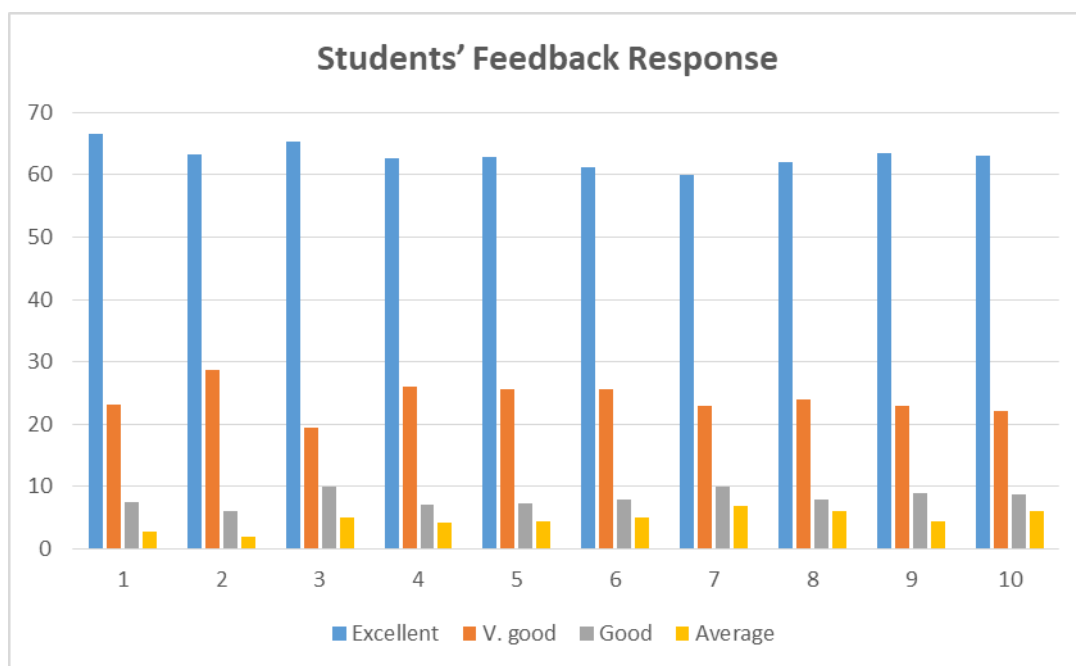
B -> 79 - 60

C -> 59 - 40

D -> Less than 40



Graphical Analysis of Students' Feedback Response



Analysis of Students' Feedback Response

Analysis Report on the Students' Feedback received (2023-24)

We have received feedback from 2178 numbers of students' through online process by web

link Website address : <https://www.vbmv.org/>

Direct Link URL : <https://vbmv.org/feedback/>

Average Rating of Students' Feedback Response found to be at 87.13%

Scale for Opinion of Students' found to be at Rank A (100-80).

The following are observations on students' feedback;

1. Understand students' problem and taking quick actions.
2. I want boy's hostel.
3. I want them to take physical activities to check students fitness and also promote extracurricular activities and also promote outdoor games as we are not allowed to play on the grounds..

4. I love the way VBMV's GEMS conducted competition for JOSH and I participated personally.
5. We are not informed of important information in our whatsapp group.
6. Students who are from poor background or have some financial crises you should support them.
7. Encourage active learning through group activities, discussion and problems solving exercises to engage students
8. I guess industrial trips and inter college sports tournaments should be done.
9. To give internship.
10. To improvements in teaching style of teacher.
11. Improve boys' toilets.
12. Implement varied teaching method.
13. They should focus on student's talent and motivate students for skill development. There should be best atmosphere for study in the college campus in the ambience of the institution.
14. Use research-based study techniques
15. Enhancing Classroom Engagement.
16. Water cooler facility in B. Tech Cosmetic Department.
17. Change summer examination time
18. Class room improvement, fans, desk and chairs improvement.
19. It is very difficult to cop up during summer for the examination.
20. Professors should be more inquisitive and enthusiastic about teaching.
21. Availability of internship at college level is essential.
22. College should focus on providing internships and placement drives for students.
23. Incorporate educational technology, like interactive software and online resources, to engage students more effectively.
24. I request to the respective principal Dr. Yenkar mam please give training to students for placement and because most of students are coming a college for their future.

25. Please arrange educational tour related to our courses to improve our practical knowledge as well.
26. Please provide books in library in current syllabus.
27. Please upgrade the computers in computer lab.

VIDYA BHARATI MAHAVIDYALAYA, AMRAVATI

Feedback Committee Report: - 2023-24

Category : Teachers' Feedback
Total number of Teachers' recorded feedback : 107
Total number of questions attempted : 10
Feedback Type : Online

Tabular Analysis of Teachers' Feedback Response

Que .No.	Nature of Question	Opinions of Answer in Percentage				Scale of Opinion	% of Opinion
		Excellent	V. Good	Good	Average		
01	How would you describe the overall academic atmosphere at the college?	44.85%	36.72%	18.41%	0	Excellent and V. Good	81.57%
02	How would you rate the accessibility and effectiveness of academic resources for both faculty and students?	42.99%	44.85%	10.28%	1.86%	Excellent and V. Good	87.84%
03	From your perspective, how well-maintained and aesthetically pleasing are the campus facilities, including classrooms, libraries, and common areas?	48.59%	42.05%	8.41%	0.93%	Excellent and V. Good	90.64%
04	How effectively do you believe the teaching and mentoring process in the institution fosters students' cognitive, social, and emotional	42.05%	42.05%	9.34%	6.54%	Excellent and V. Good	84.10%

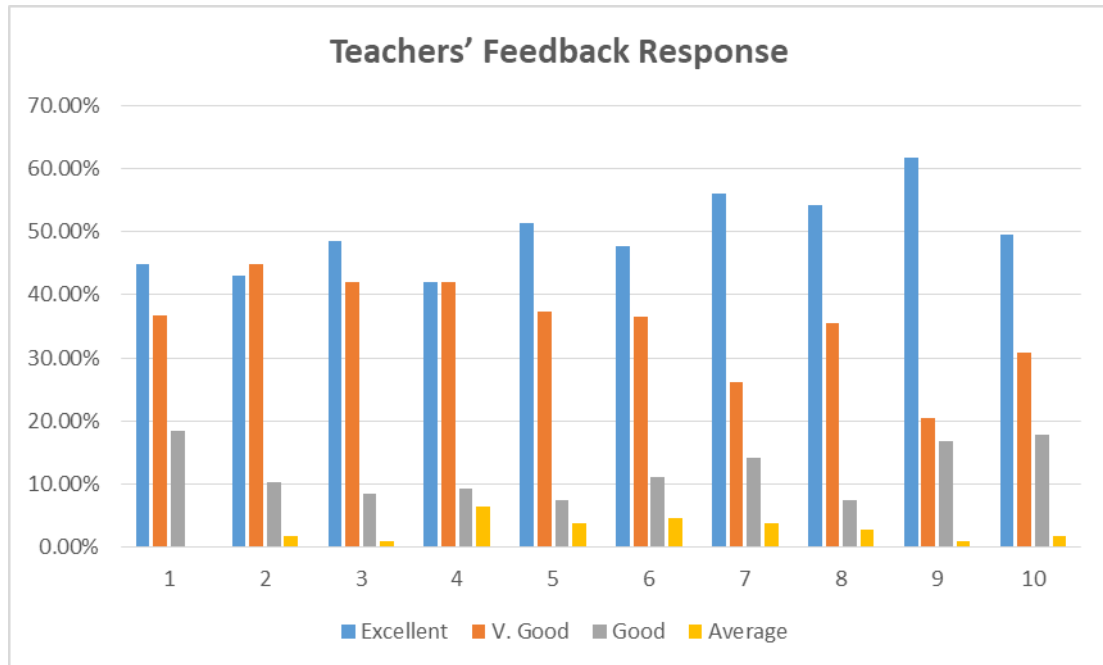
	development?						
05	To what extent do you perceive the institution's commitment to promoting internships, industrial visits, seminars, and expert talks?	51.40%	37.38%	7.47%	3.73%	Excellent and V. Good	88.87%
06	How would you assess the level of student engagement and participation in classroom activities?	47.66%	36.44%	11.21%	4.66%	Excellent and V. Good	84.1%
07	How effectively do you believe the institution supports students in identifying their strengths and motivates them?	56.07%	26.16%	14.08%	3.73%	Excellent and V. Good	77%.23
08	In your opinion, how effectively does the institution support professional development opportunities for faculty members?	54.20%	35.51%	7.47%	2.80%	Excellent and V. Good	89.71%
09	How well do you believe the course content aligns with the current industry trends and standards?	61.68%	20.56%	16.82%	0.93%	Excellent and V. Good	82.24%
10	How would you describe the overall ambiance and atmosphere of the institution?	49.53%	30.86%	17.75%	1.86%	Excellent and V. Good	80.39%
11	What improvements or changes would you suggest to further enhance	Recorded					

	the academic performance and ambience of the college?	
	Average Rating	
	84.66%	

Scale for opinion of stakeholder (Student, Teachers, Parents and Alumni)



Graphical Analysis of Teachers' Feedback Response



Analysis of Teachers' Feedback Response

Analysis Report on the Teachers' Feedback received (2023-24)

We have received feedback from 121 numbers of Teachers' through online process by web link Website address : <https://www.vbmv.org/>

Direct Link URL : <https://vbmv.org/feedback/>

Average Rating of Teachers' Feedback Response found to be at 84.66 %

Scale for Opinion of Teachers' found to be at Rank A (100-80).

The following are the observations on teachers' feedback;

1. More Faculty Development Program and students' engagement activities are to be planned.
2. College should focus on conducting practice test paper before the main exam of the students which improves result quality better.
3. Lift should be available for all students and staff members in old building.
4. Introducing Latest Technological up skilling program like foundation of GenAI etc
5. To enhance academic performance college should organise more guest lectures.
6. Teachers need to focus and concentrate on students.
7. Conduct exam on full syllabus by semester wise in college before University exam.
8. Needed more manpower to improve the overall Academic performance of Staff members and the students.
9. Establish a robust student counselling system, it can help students with academic stress, career guidance, and personal issues. This can greatly improve student's overall well-being and academic performance. Implement wellness programs focusing on physical health, mental well-being, and stress management.
10. We have to increase students' centric activities from their academic perspectives.
11. Digital Library resources should be accessible to students and faculty.
12. Offer training and workshops for faculty members to keep them updated with the latest teaching methodologies and subject knowledge.

VIDYA BHARATI MAHAVIDYALAYA, AMRAVATI

Feedback Committee Report 2023-24

Category : Alumni Feedback

Total number of Alumni recorded feedback : 221

Total number of questions attempted : 11

Feedback Type : Online

Tabular Analysis of Alumni Feedback Response

Qus. No.	Nature of Question	Opinions of Answer in Percentage				Scale of Opinion	% of Opinion
		A	B	C	D		
		Excellent	V. Good	Good	Average		
1	How do you perceive the relevance of the courses you learned in college to your current job or occupation?	58.37%	23.52%	13.12%	4.97%	Excellent and Very Good	81.89%
2	To what extent does Vidya Bharati Mahavidyalaya fulfil the current academic requirements?	54.29%	24.43%	15.38%	8.14%	Excellent and Very Good	78.72%
3	To what extent do you believe the teachers at Vidya Bharati Mahavidyalaya incorporate live examples and practical applications to elucidate subject concepts?	58.82%	23.98%	12.66%	4.52%	Excellent and Very Good	82.8%
4	How would you assess the overall quality of the teaching and learning process at the institution?	58.37%	20.36%	13.57%	7.69%	Excellent and Very Good	78.73%
5	To what extent does the institution demonstrate interest in promoting internships, industrial visits, seminars, and expert talks	57.01%	25.33%	10.85%	6.78%	Excellent and Very Good	82.34%
6	To what extent do you believe the teaching and mentoring process in the institution facilitates your cognitive, social, and emotional growth?	55.65%	23.98%	9.95%	10.40%	Excellent and Very Good	79.63%
7	To what degree do you feel the institution assists you in recognizing your strengths and encourages you by providing appropriate challenges to overcome your weaknesses?	57.46%	27.14%	10.40%	4.97%	Excellent and Very Good	84.6%

8	How would you rate the facilities, such as the canteen, provided by the institution?	57.91%	26.24%	10.40%	5.42%	Excellent and Very Good	84.16%	
9	Do you feel the ambiance of the institution is good? How effective do you find the library and other facilities for facilitating self-learning for students?	59.27%	22.62%	12.66%	5.42%	Excellent and Very Good	81.90%	
10	How would you evaluate the ambiance of the institution?	58.37%	23.52%	14.93%	3.16%	Excellent and Very Good	81.90%	
11	Your Suggestions to improve the academic performance and the ambiance of the institution	Recorded						
	Average Rating							81.67%

Scale for opinion of stakeholder (Student, Teachers, Parents and Alumni)

A -> 100 - 80

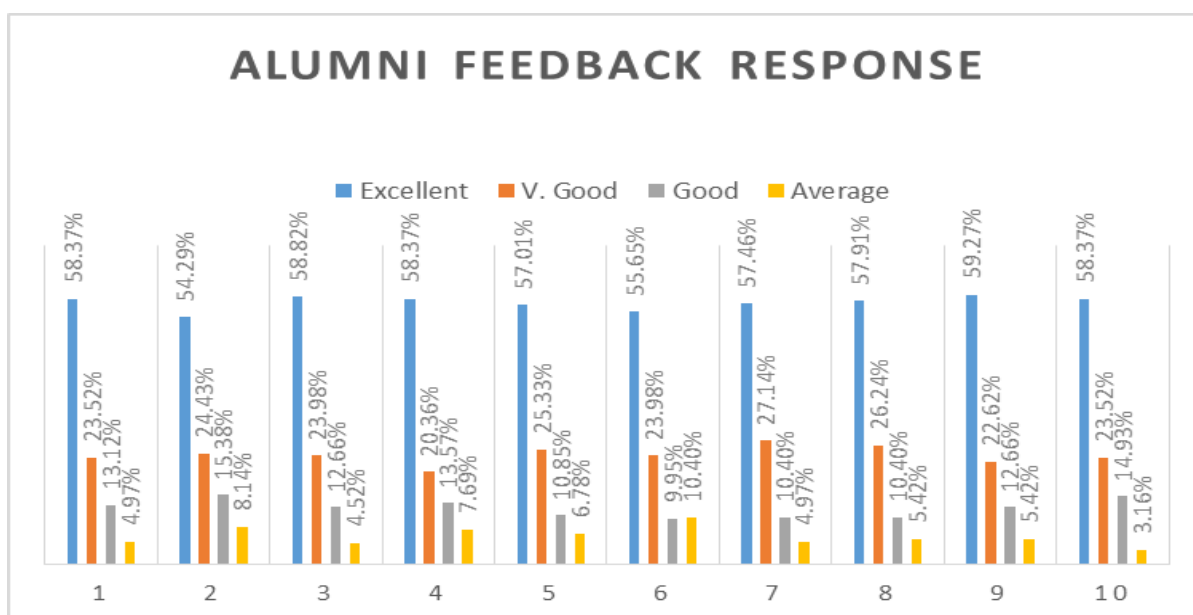
B -> 79 - 60

C -> 59 - 40

D -> Less than 40



Graphical Analysis of Alumni Feedback Response



Analysis Report on the Alumni Feedback received (2023-24)

We have received feedback from 221 numbers of Alumni through online process by web link

Website address : <https://www.vbmv.org/>

Direct Link URL : <https://vbmv.org/feedback/>

The following are the observations of Alumni feedback;

1. Average Rating of Alumni Feedback Response found to be at 81.67%

2. Scale for Opinion of Alumni found to be at Rank 'A' (100-80).

3. More placement drives, seminars and sports activities.

4. I think at least once a month a Alumni who is doing well in his business and having good knowledge of current Market Scenario should be called and interacted with the students. Everything great plz provide on job training to student and placement.

5. Need to arrange online national and international guest lectures for Ph. D. Scholars.

VIDYA BHARATI MAHAVIDYALAYA, AMRAVATI

Feedback Committee Report 2023-24

Category : Employer Feedback

Total number of Employer recorded feedback : 21

Total number of questions attempted : 11

Feedback Type : Online

Online Feedback Submission

Tabular Analysis of Employer Feedback Response

Qus. No.	Nature of Question	Opinions of Answer in Percentage				Scale of Opinion	% of Opinion
		Excellent	V. Good	Good	Average		
1	How well do the students of Vidya Bharati Mahavidyalaya meet your expectations?	47.61%	33.33%	9.52%	9.52%	Excellent & Good	80.95%
2	How effectively does Vidya Bharati Mahavidyalaya address the evolving requirements of the industry?	42.85%	33.33%	14.28%	9.52%	Excellent & Good	76.19%
3	How would you evaluate the performance of students upon their placement in a job?	38.09%	38.09%	14.28%	9.52%	Excellent & Good	76.19%
4	How would you assess the professionalism demonstrated by students during interviews?"	42.85%	47.61%	4.76%	4.76%	Excellent & Good	90.47%

5	How effectively do the academic and non-academic reports provided by the institution reflect the capabilities of the students?	33.33%	42.85%	14.28%	9.52%	Excellent & Good	76.19%
6	To what extent do you believe the institution contributes to the career progression of its students?	42.85%	42.85%	9.52%	4.76%	Excellent & Good	85.71%
7	In your opinion, how does the college's ambience contribute to the overall learning experience of students?	52.38%	23.80%	14.28%	9.52%	Excellent & Good	76.19%
8	To what extent do you believe the students possess practical knowledge?	42.85%	47.61%	4.76%	4.76%	Excellent & Good	90.47%
9	How would you rate the longevity and strength of the relationship between your institution/company and Vidya Bharati Mahavidyalaya?	42.85%	38.09%	14.28%	4.76%	Excellent & Good	80.95%
10	How would you rate the ambience of the institution?	47.61%	38.09%	4.76%	9.52%	Excellent & Good	85.71%
11	Your Suggestions to improve the academic performance and the ambience of the institution	Recorded					
Average Rating		:- 81.90%					

Scale for opinion of stakeholder (Student, Teachers, Parents and Alumni)

A -> 100 - 80

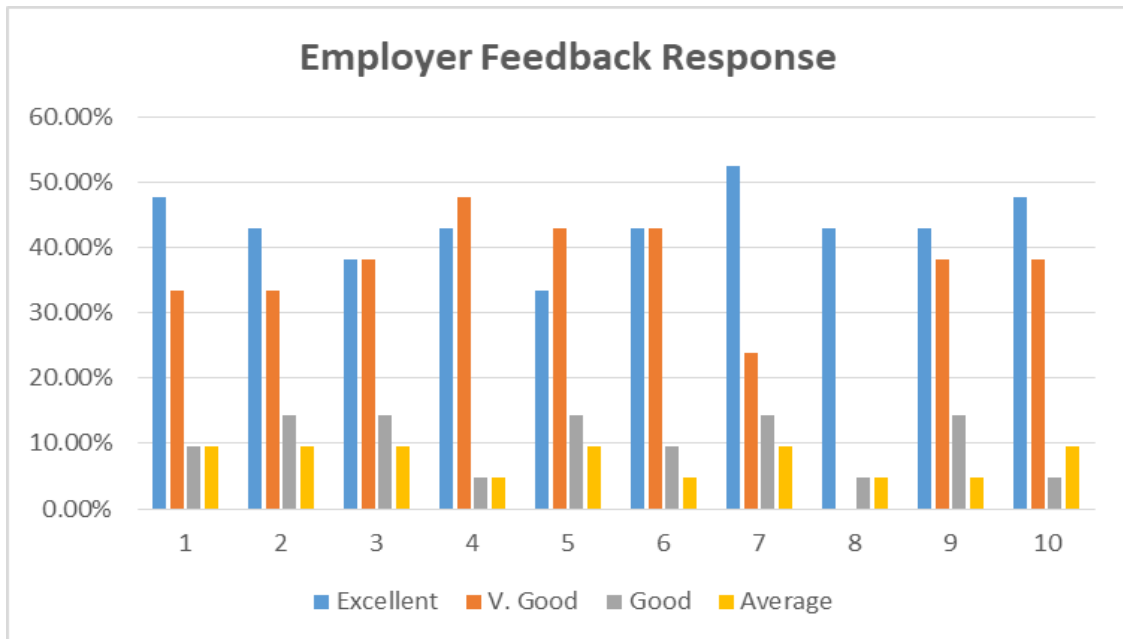
B -> 79 - 60

C -> 59 - 40

D -> Less than 40



Graphical Analysis of Employer Feedback Response



Analysis Report on the Employer Feedback received (2023-24)

We have received feedback from 21 numbers of Employer through online process by

Website address : <https://www.vbmv.org/>

Direct Link URL : <https://vbmv.org/feedback/>


The following are the observations of Employer feedback;

- 1. Average Rating of Employer Feedback Response found to be at 81.90 %**
- 2. Scale for Opinion of Employer found to be at Rank 'A' (100-80).**
3. Emphasize Skill-Based Training.
4. Industry-Academia Interaction.
5. Internships/Project Works Have to Be Increased.
6. Syllabi Be Made More Relevant as per the Requirement of the Industry.
7. Soft Skills and Personality Development.

This report has been prepared by following members:

SN	Name of Teachers	Designation
1.	Dr.P.G.Bansod	Coordinator,IQAC
2.	Dr. V.P.Shekokar	Convener
3.	Prof. C.C. Jadhav	Member

Date: 22.9.2024


SIGNATURE
Prof. P. G. BANSOD
Co-ordinator
IQAC Co-ordination Cell
Internal Quality Assurance
Vidya Bharati Mahavidyalaya
Camp, Amravati-427002 (M.S.)




SIGNATURE
Principal
Vidya Bharati Mahavidyalaya
Amravati.